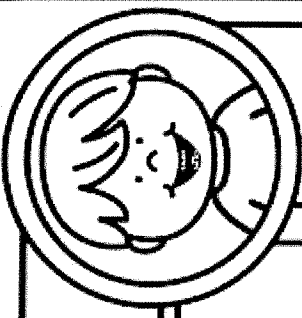
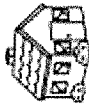


Kindergarten Learning Menu: Week of September 18 - 22, 2023



Writing

Let's draw and label! Draw a picture of your house. Then label the items in your picture. Write down all the beginning sounds that you hear.



Let's draw and label! Draw a picture of a farm. Then label the items in your picture. Write down all the beginning sounds that you hear.



Let's draw and label! Draw a picture of a favorite toy. Then label the items in your picture. Write down all the beginning sounds that you hear.



Let's draw and label! Draw a picture of your yard. Then label the items in your picture. Write down all the beginning sounds that you hear.



Math

Let's count! Make a collection for numbers 1-3. Find 1 item, find 2 of an item, and find 3 of an item. Line up the items in order 1-3. Write the numbers 1, 2, and 3 on a post-it note to label the collections.



Let's move! Do 5 jumping jacks, 5 trunk twists, and 5 toe touches. Count to 5 as you do each set.



Let's cut! Cut out and fill out the Chapter 1 Vocabulary Cards to save as review and extra practice during this chapter.



Let's draw! Write the numbers 1 - 5. Draw the correct number of dots to match each number.



Phonics

Let's write! Write your name! Tell an adult all the letters in your name.



Let's repeat, count, and draw. Listen to the following sentence. Repeat it, count the number of words, and draw a picture to match.



I see a cat.

Let's rhyme! Think of as many words as you can that rhyme with the word "rat."



-at

Let's race! Play the Alphabet RaceTrack. Go around and read as many letters as you can in 30 seconds. Review any letters missed. Record the number of words you read for 3 timings. A - F

Science

Let's touch! Collect items from around your house. Use your sense of touch and explain to a family member how the items feel. Is it soft? Bumpy? Smooth? Squishy?



Let's taste! Ask an adult for 4 different snacks or types of food. Close your eyes and take a bite of each food. Describe how the food tastes. Is it sweet? Salty? Sour? Bitter?



Let's draw! Make a picture of different items you can smell. Put a smile next to items you think will smell good. Put a frown next to items you think will smell bad.

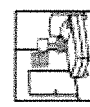


Let's listen! Go outside and close your eyes. What are some of the things you can hear? Draw the different things you heard from in your neighborhood.



Vocabulary

Let's visit your house! Think of all the rooms that you might see on the farm! Draw the animals you would see at the farm. Put a heart next to your favorite one.



Let's visit a farm! Think of all the animals that you might see on the farm! Draw the animals you would see at the farm. Put a heart next to your favorite one.



Let's list! Name as many items as you can that are red! Draw a picture of these items.



Let's think of a classroom! Name 5 items you would find in a classroom. Draw a picture of the items and label them with a beginning sound.



Movement

Let's frog jump! Squat down low to the ground and hop, hop hop! Jump back and forth like a frog around your house.



Let's pretend! Stand on one leg. Bend your other leg at the knee and place your foot on your inner thigh. Sway back and forth like a mighty tree! Switch legs and do it again.



Let's army crawl! Go down on your belly and forearms. Pull yourself forward only using your arms. Army crawl around your house.




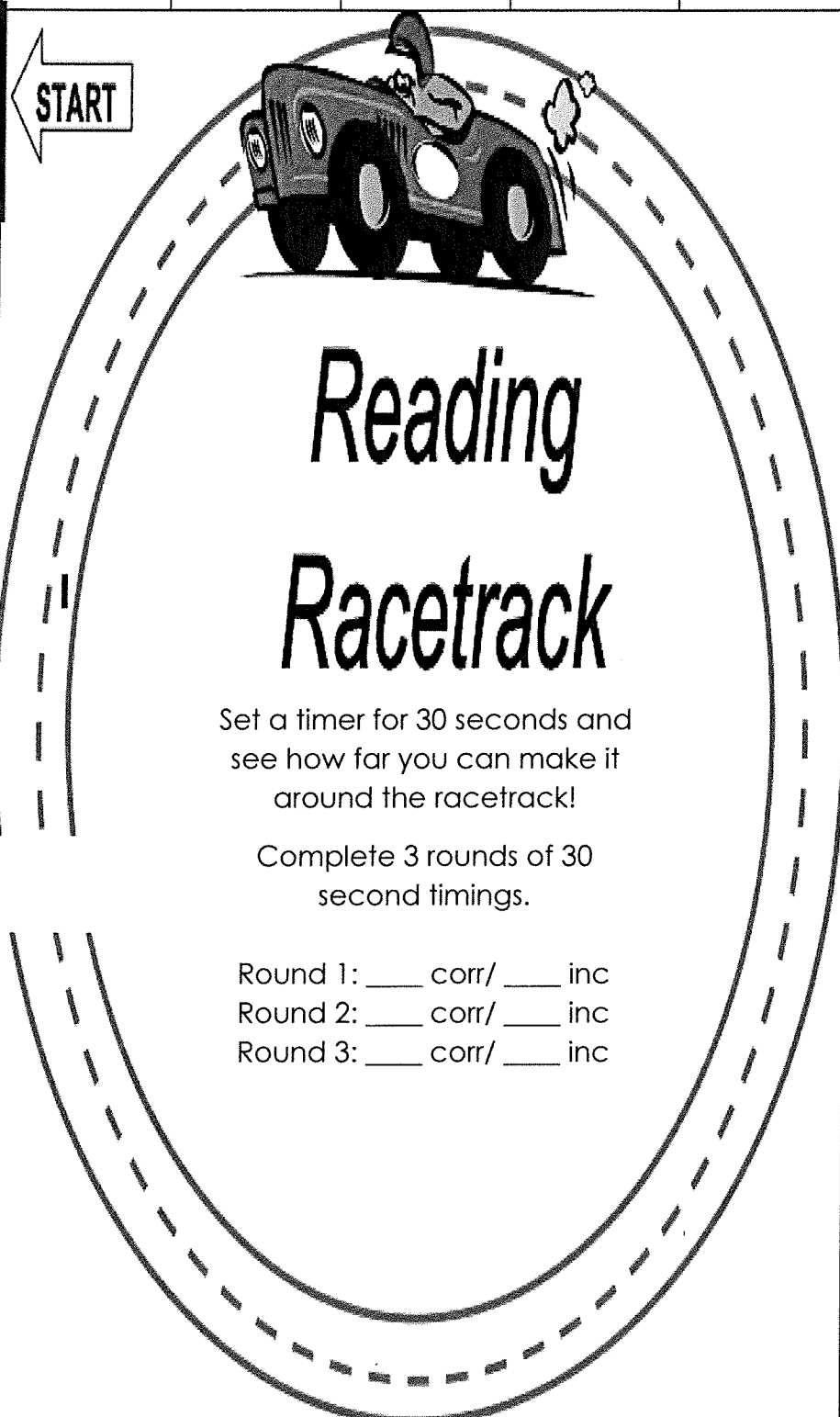
Let's play! Have a helper play "Simon says" with you. Both of you will get a chance to be Simon. Give your partner tasks to do that involve movement.



Instructions: Choose a task from each box daily Monday through Thursday. After the task is completed, "X" it out.

Student Name: _____



28	D	27	A	26	E	25	B	24	A	23	F	22	C
1	A	 <p>Reading Racetrack</p> <p>Set a timer for 30 seconds and see how far you can make it around the racetrack!</p> <p>Complete 3 rounds of 30 second timings.</p> <p>Round 1: ___ corr/ ___ inc Round 2: ___ corr/ ___ inc Round 3: ___ corr/ ___ inc</p>										21	E
2	D											20	C
3	B											19	F
4	C											18	B
5	A											17	D
6	F											16	A
7	E											15	E
8	C	9	A	10	B	11	E	12	D	13	A	14	F

28	d	27	a	26	e	25	b	24	a	23	f	22	c
1	a	<p>Reading Racetrack</p> <p>Set a timer for 30 seconds and see how far you can make it around the racetrack!</p> <p>Complete 3 rounds of 30 second timings.</p> <p>Round 1: ___ corr/ ___ inc Round 2: ___ corr/ ___ inc Round 3: ___ corr/ ___ inc</p>										21	e
2	d											20	c
3	b											19	e
4	c											18	b
5	a											17	d
6	f											16	a
7	e											15	e
8	c	9	a	10	b	11	e	12	d	13	a	14	f

My Vocabulary Cards



Processes & Practices

count

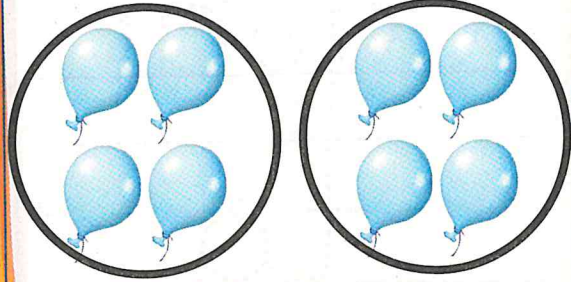


1


2

3


equal to




five 5




four 4



greater than



less than





Teacher Directions:

Ideas for Use

- Have students choose a number card from 1 to 4. Tell them to work with a classmate to find the card that shows one more.
- Ask each student to choose a card and draw a picture to show its meaning. Have them work with a classmate to guess which word they chose.

equal
10

count

four
4

five
5

less
100

greater
1000

My Vocabulary Cards




Processes
& Practices




number

3 2 5 0


one 1




three 3



two 2



zero 0





Teacher Directions:
More Ideas for Use

- Have each student choose a number card and a piece of paper. Guide students to draw other objects in a group to show how many.
- Have students use the blank card to create a vocabulary card of their own.

one
1

number
1

two
2


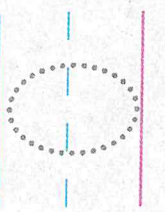
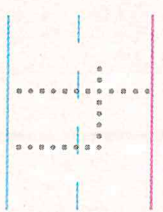

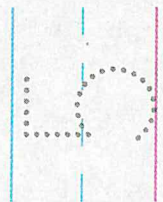
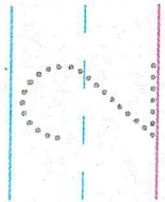
three
3

zero
0

My Foldable


FOLDABLES

Follow the steps on the back to make your Foldable.

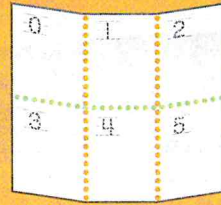


FOLDABLES[®]
Study Organizer







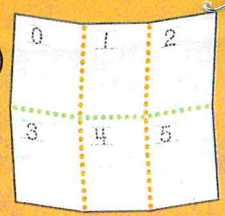
1



2



3





Roots of Empathy
Racines de l'empathie

Photo/Video Adult Release Form

In Roots of Empathy (ROE), we like to take photos or video and/or allow media to record video at times during the program year (i.e., Family Visits with the Roots of Empathy baby), and these images may include you. Such photos and videos may be used and shared by ROE for purposes of training, celebrating the ROE program and participants, and promoting the ROE program, including in social media such as Twitter, Instagram, and Facebook. You agree that such use and sharing by ROE may be in any medium (including but not limited to print, television, and internet) throughout the world in perpetuity. Please fill in the information below and indicate if such photos and videos may be used and shared in these ways. Read our [Privacy Policy](http://rootsofempathy.org/privacy-policy) here or on the website at <http://rootsofempathy.org/privacy-policy>.

PHOTOS AND VIDEO:		
<input type="checkbox"/> "YES, I do give permission to Roots of Empathy to use my likeness in a photo or video."		
_____	_____	_____
Full Name (Given and Surname)	Signature	Date

Please print:

_____	_____	
Full Name (Given and Surname)	Relationship to the Roots of Empathy Program (i.e. Teacher, Instructor, Principal, Education Assistant, etc.)	

Street Address		

_____	_____	_____
Phone #	Email	

School Name and Address		

City/Province/State/Country		

_____	_____	_____
Classroom Teacher	Grade	Room #





Roots of Empathy
Racines de l'empathie

Photo/Video and Artwork/Writing Release Form for Children's Parent or Guardian

Dear Parent/Guardian,

Your child is currently participating in a Roots of Empathy (ROE) program at school. At times we take photographs and/or videos of participating children to be used by ROE for raising awareness of the ROE program, including on our website, by the news media or in social media such as Twitter, Instagram, and Facebook. As part of the program, your child will also do artwork and writing and we sometimes like to use this work in the same way. We do not identify children by their last name. Please indicate below if you agree to such uses by ROE. Read our [Privacy Policy](http://rootsofempathy.org/privacy-policy) here or on our website at <http://rootsofempathy.org/privacy-policy>.

Instructors, please fill out this section before photocopying and distributing to each student.

Date: 9 / 15 / 23 School Name: St. Madeleine Sophie
Teacher Name: Michaela Monks Grade/Year/Class: Kindergarten
ROE Instructor Name: Nisha Nathar Des Moines
Province/State/Region: WA Country: USA

Parents/Guardians, please fill out the remainder of this form.

Photos and videos:

- YES, I give permission for the use of photos and/or videos of my child.
or
 NO, I do not give permission for the use of photos and/or videos of my child.

Artwork and writing:

- YES, I give permission for the use of my child's artwork and/or written comments.
or
 NO, I do not give permission for the use of my child's artwork and/or written comments.

Parent's/Guardian's signature

Parent's/Guardian's name

Student's name

Date

Parent's/Guardian's phone number

Parent's/Guardian's email address





Roots of Empathy
Racines de l'empathie

Dear Kindergarten Families,

This letter is to tell you about the incredible program our Kindergarteners will participate in this year called Roots of Empathy. This evidence based program supports children's positive mental health, as well as emotional coaching and learning.

Our Roots of Empathy Instructor Ms. Nisha will be introducing us to Baby Emerson, our "Tiny Teacher," who we will get to know through photos, videos, and stories. Over the course of the school year, we watch Emmerson grow. The students will predict and cheer when their Roots of Empathy baby reaches the 'developmental milestones' of her first year such as rolling over, getting her first tooth, sitting up, and crawling!

During this time, the Roots of Empathy Instructor also coaches the students in observing and reading the emotional cues of the baby. The Instructor will use this discussion as a lever for the children to talk about their own emotions and to understand how their classmates feel. Roots of Empathy is founded on the loving relationship between a parent and baby, which is the first and most powerful model of empathy.

I am so excited that our Kindergarten class has the opportunity to participate in Roots of Empathy, and I hope you are to!

Sincerely,
Mrs. Monks

