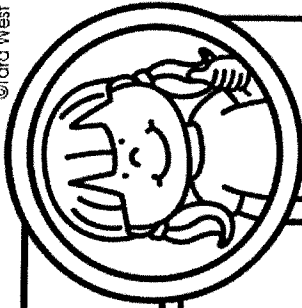


Kindergarten Learning Menu: Week of September 25 - 29, 2023

©Tara West

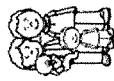


Writing

Let's draw and label! Draw a picture of your favorite animal. Then label all the items in your picture. Write down all the beginning sounds that you hear.



Let's draw and label! Draw a picture of your living room. Then label all the items in your picture. Write down all the beginning sounds that you hear.



Social Studies

Let's compare! What are some school rules? What are some rules you have at home? How are they the same? How are they different?



Let's discuss! What is the difference between being a good friend and a bad friend? What are some examples?



Let's share! What is the difference between a good choice and a bad choice? What are some examples?



Let's talk! Why is it important to take turns and share? Draw a picture of something you have shared with a friend or a friend shared with you.



Math

Let's count! Count forward from 0 - 5. Then count backwards from 5 - 0. Show your fingers as you say each number.



Let's write! Complete Chapter 1: Lesson 2 Homework Practice.



Let's write! Complete Chapter 1: Lesson 1 Homework Practice.



Let's order! Write the numbers 0 - 5 on post it notes. Mix up the numbers and put them back in the correct order.



Phonics

Let's match! Glue the lowercase letter to the matching uppercase letter for Gg - Pp.



Let's repeat, count, and draw. Listen to the following sentence. Repeat it, count the number of words, and draw a picture to match.



I see my friend.


Let's rhyme! Listen to the word pairs. Give a thumbs up if they rhyme: rag/tag; bed/ball; fish/wish; mat/pat; web/win; hit/him.



Let's race! Play the Alphabet Race track. Go around and read as many letters as you can in 30 seconds. Review any letters missed. Record the number of words you read for 3 timings. G - P

Vocabulary

Let's visit the beach! Think of all the items or animals you could see at the beach. Name 5 items or animals you could find at the beach.



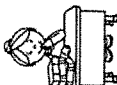
Let's list! Name as many items as you can that are orange! Draw a picture of these items.



Let's sing! Sing the days of the week song. Teach it to an adult in your house. Identify what day today is, what day yesterday was, and what day tomorrow will be.

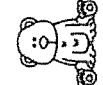


Let's visit our school. Think about the people you might see in a school. Draw a picture of the people found in a school.



Movement

Let's bear walk! Place your hands and feet down on the floor and put your hips high in the air! Move left to right as you walk around your house like a bear!



Let's be a seed! Sit on the floor on your knees. Bend forward and bring your forehead down to the floor. Hold that stretch for 10 seconds. Then, slowly start to grow until you are standing nice and tall!




Let's walk! Go on a walk around your neighborhood with someone special! Play I spy as you walk around your neighborhood.



Student Name: _____

Instructions: Choose a task from each box daily Monday through Thursday. After the task is completed, "X" it out or fill in with a color dot.



G


H

I


J

K


L




m



n



o




p

M


N

O


P




g




h




i



j




k



l

28	J	27	G	26	K	25	H	24	g	23	J	22	i
----	---	----	---	----	---	----	---	----	---	----	---	----	---

1
G



21
k

2
J

20
I

3
h

19
j

4
I

18
h

5
g

17
J

6
j

16
G

7
K

15
K

8	i	9	G	10	H	11	k	12	J	13	g	14	G
---	---	---	---	----	---	----	---	----	---	----	---	----	---

**Reading
Racetrack**

Set a timer for 30 seconds and see how far you can make it around the racetrack!

Complete 3 rounds of 30 second timings.

Round 1: ___ corr/ ___ inc
Round 2: ___ corr/ ___ inc
Round 3: ___ corr/ ___ inc

28

o

27

M

26

p

25

n

24

m

23


N

22

O

1

M



21

m

2

P

20

o

3

N

19

p

4

o

18

N

5

m

Set a timer for 30 seconds and see how far you can make it around the racetrack!

Complete 3 rounds of 30 second timings.

Round 1: ___ corr/ ___ inc

Round 2: ___ corr/ ___ inc

Round 3: ___ corr/ ___ inc

17

o

6

n

16

M

7

P

15

P

8

O

9

M

10

n

11

p

12

N

13

m

14

O

Name

Lesson 1

**Count 1, 2,
and 3**

My Homework

Homework Helper



Need help? connectED.mcgraw-hill.com



1



--	--	--

2



--	--	--

3



--	--	--

4




--	--	--



Directions: 1-4. Identify the object. Use the picture to count how many of that object. Use dry cereal to show how many. Color one box for each object counted. Say how many.

Copyright © McGraw-Hill Education



5



--	--	--

6



--	--	--

Vocabulary Check



7

count



Directions: 5–6. Identify the object. Use the picture to count how many. Use dry cereal to show how many. Color one box for each object counted. Say how many.
7. Draw three objects. Count and say how many.

Math at Home Gather items such as paper clips or rubber bands. Ask your child to put them in groups of one, two, and three and count the items in each group.

Name

Lesson 2

**Read and Write
1, 2, and 3**


My Homework

Homework Helper




Need help? connectED.mcgraw-hill.com

1





one

2



two

3




three



Directions: 1–3. Count the objects in each group. Say how many. Trace the number. Write the number two times.

4



Vocabulary Check



5

number



6

one 1

7

two 2

8

three 3



Directions: 4. Count the objects. Say how many. Trace the number. Write the number two times. 5. Count the objects. Write the number. 6–8. Say the word. Draw Xs to show how many.

Math at Home Show your child 3 spoons, 2 cups, and 1 bowl. Have your child count and say how many of each object. Have your child write each number.