


Kindergarten Learning Menu: Week of October 23 - 27, 2023



Writing

Let's draw and label! Draw a picture of your favorite dinner. Then label all the items in your picture. Write down all the sounds that you hear.



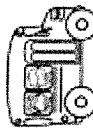
Let's draw and label! Draw a picture of a friend. Then label all the items in your picture. Write down all the sounds that you hear.



Let's draw and label! Draw a picture of your favorite vegetable. Then label all the items in your picture. Write down all the sounds that you hear.



Let's draw and label! Draw a picture of how you get to school. Then label all the items in your picture. Write down all the sounds that you hear.



Math

Let's practice numbers 6 and 7! Complete Lesson 1 Homework Practice.



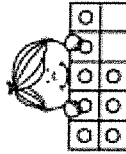
Let's practice number 8! Complete Lesson 2 Homework Practice.



Let's read and write numbers 6, 7, and 8! Complete Lesson 3 Homework Practice.



Let's practice number 9! Complete Lesson 4 Homework Practice.



Phonics

Let's practice the Alphabet! Complete Phonics Lesson 3 Pgs. 35-37.



Let's practice high frequency words! Complete Phonics Lesson 3 Pgs. 38 - 41.



Let's build words! Complete Phonics Lesson 3 Pgs. 42 - 43.



Let's sort sounds! Complete Phonics Lesson 3 Pgs. 44 - 46.



Social Studies

Let's share! Talk to a family member about what life was like when they were growing up. What things were different?



Let's think! The world is ever changing! What might kindergarten be like in 50 years? Draw a picture of your thoughts!



Let's compare! What are some things you like to do for fun? What do you think children did for fun before video games and technology?



Let's discuss! Long ago, people did not have ovens. How do you think they cooked their food? Would you want to cook food this way? Why or why not?



Vocabulary

Let's think! What is your favorite food to eat? Draw a picture and label it. Write down all the sounds that you hear.



Let's race! Play the Sight Word Race! Go around and read as many letters as you can in 30 seconds. Review any letters missed. Record the number of words you read for 3 timings.

Let's sing! What are the 12 months of the year? Can you come up with a song to sing that helps you remember all the months?



Movement

Let's crab crawl! Sit and place your palms behind you, near your hips. Lift yourself up and crawl around your house. How far can you crawl without dropping down to rest?



Let's slither like a snake! Lay down on the ground and slither around like a snake. As you are moving, make sure you HISS!



Let's march! Lift your knees high and pump your arms as you march! You can march in place or around your house.



Let's do a chair stretch! Face a chair. Lean over and place your hands flat on the chair. Take 1-2 steps backwards and place your feet apart. Look down and hold for the count of 10. Do this 5 times.



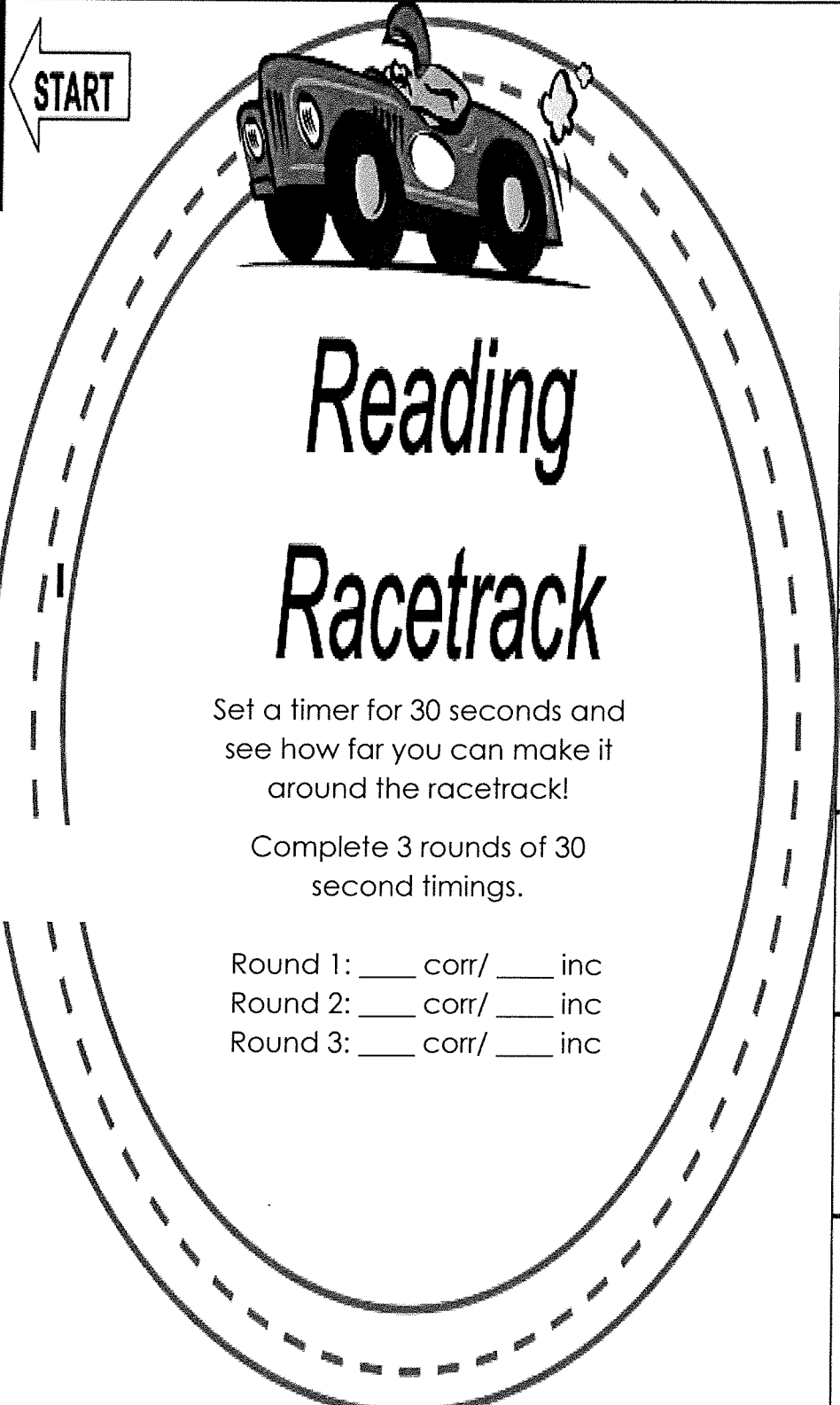
Instructions: Choose a task from each box daily Monday through Thursday. After the task is completed, check it off with a color dot.

Student Name: _____



28	27	26	25	24	23	22
go	at	am	am	at	go	am

1
at



21
at

2
go

20
go

3
am

19
go

4
at

18
am

5
am

17
go

6
go

16
at

7
at

15
go

8	9	10	11	12	13	14
go	am	go	at	go	at	am

Name

Lesson 1

Numbers 6 and 7


My Homework

Homework Helper



Need help? connectED.mcgraw-hill.com


1



2



3




Copyright © McGraw-Hill Education




Directions: 1-3. Count the objects. Say how many. Use pennies to show how many. Color one box for each object counted.


4




5



6



7





Directions: 4–7. Count the objects. Say how many. Use pennies to show how many. Color one box for each object counted.

Math at Home Take a walk with your child. Find six and seven objects such as mailboxes or houses. Have your child count the objects.

Name

Lesson 2

Number 8


My Homework

Homework Helper




Need help? connectED.mcgraw-hill.com


1



2




3






Directions: 1-3. Count the objects. Say how many. Use pennies to show how many. Color one box for each object counted.


4



5



6





Directions: 4–6. Count the objects. Say how many. Use pennies to show how many. Color one box for each object counted.

Math at Home Have your child trace eight pennies on a piece of paper. Guide your child to color the pennies and cut them out. Draw a jar. Have your child glue the paper pennies on the jar. Count the paper pennies together.

Name

Lesson 3

Read and Write
6, 7, and 8


My Homework

Homework Helper





Need help? connectED.mcgraw-hill.com

1




eight

2



six

3


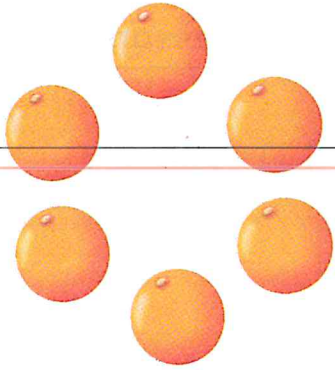


seven

Directions: 1–3. Count the objects. Say how many. Trace the number. Write the number two times.



4



six

Vocabulary Check



5

six 6

6

seven 7

7

eight 8



Directions: 4. Count the objects. Say how many. Trace the number. Write the number two times. 5–7. Say the word. Draw objects to show how many.

Math at Home Using six index cards help your child make two cards with 6 dots, two cards with 7 dots, and two cards with 8 dots. Have your child write the number of dots on each card. Play a matching game.

Name

Lesson 4

Number 9


My Homework

Homework Helper




Need help? connectED.mcgraw-hill.com


1



2



3







Directions: 1–3. Count the objects. Say how many. Use pennies to show how many. Color one box for each object counted.

Copyright © McGraw-Hill Education (t, c) lynx/iconotec.com/Glow Images; (b) Mark Steinmetz/McGraw-Hill Education


4



5



6



7





Directions: 4–7. Count the objects. Say how many. Use pennies to show how many. Color one box for each object counted.

Math at Home Have your child gather nine objects such as eating utensils, socks, or pennies. Count them together.

Uppercase and Lowercase Letters

Directions: Trace the uppercase and lowercase letters in each line.
Say the letters as you write them.

Aa Aa Bb Bb

Cc Cc Dd Dd

Ee Ee Ff Ff

Gg Gg Hh Hh

Ii Ii Jj Jj

Kk Kk Ll Ll

Mm Mm Nn Nn

Alphabet

Directions: Trace the uppercase and lowercase letters in each line.
Say the letters as you write them.

Oo Oo Pp Pp

Qq Qq Rr Rr

Ss Ss Tt Tt

Uu Uu Vv Vv

Ww Ww Xx Xx

Yy Yy Zz Zz

Directions: Write your name on the line below.

Learn and Blend

Directions: Listen and join in.

S...S...S...

Sip soup with a spoon.



Ss

Blend It

Directions: Chorally say the sounds and read the words.

INTRODUCE

1. m s a

2. am Sam

IN CONTEXT

3. I am Sam.

Daily Practice

Directions: Do one activity each day. Then check the box.

- Build Fluency** Read the words each day by yourself and to a partner.
- Mark It** Circle all the words with **s**.
- Sing It** Sing the "Alphabet Song" with a partner.
- See It** Find words in your classroom with **s**.

Read-Spell-Write

Directions: Write each word two times. Say each letter as you write it.

1. see

2. a

Use in Context

Directions: Complete each sentence with a word from above.
Read the finished sentences to a partner.

1. I see _____ man.

2. I _____ Sam.



Name _____

Sam


Fold

I can see a  .

I can see a

1

Copyright © by William H. Sadlier, Inc. All rights reserved.



I can see Sam.

I can see a

4


2

I can see a



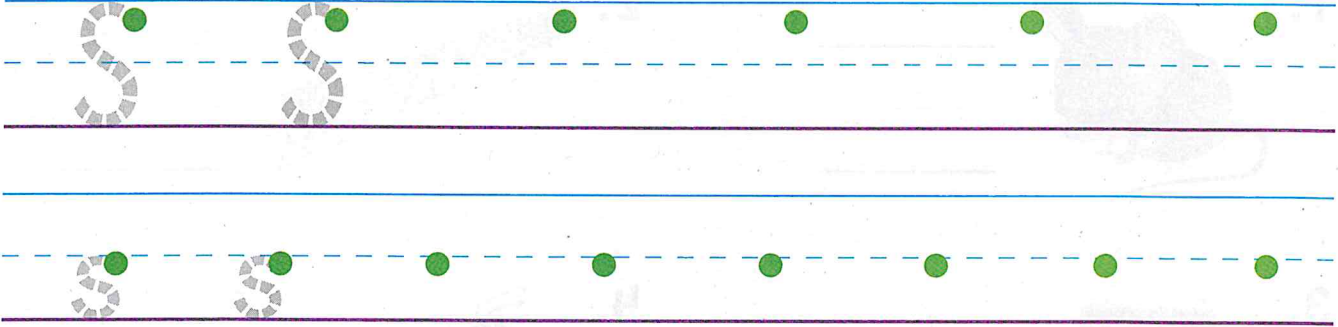
Fold

I can see a



Trace and Write


Directions: Trace and write the letters S and s. These letters stand for /s/. Say the sound each time you write the letter.




Directions: Say the name of the picture. Write Ss on the line if the picture name begins with /s/.



1.



2.



3.



4.



5.




6.


Think and Write

Directions: Listen to each picture name.
Write the first letter of the picture name on the line.

1.




2.



3.



4.



Listen and Spell


Directions: Write each word and sentence that you hear.

1.

2.

Trace, Write, and Build

Directions: Trace and write each word. Then build each word with letter cards.



TRACE	WRITE
see	
a	
i	
am	
Sam	



Sort It Out

Directions: Look at the pictures on page 387. Say each picture name. Then sort the pictures by beginning sound.

Ss

Blank area for sorting pictures that start with the sound Ss.

Mm

Blank area for sorting pictures that start with the sound Mm.

What words do you know with these sounds?

Four sets of handwriting lines (top solid blue line, middle dashed light blue line, bottom solid purple line) for writing words.


Read and Write

Directions: Say the picture name. Circle the first letter of the picture name. Write the letter on the line.

a

m

s



1. _____

a

m

s




2. _____

a

m

s



3. _____

a

m

s



4. _____

a

m

s



5. _____

a

m

s



6. _____

Build Fluency

Directions: Complete each sentence with a word from the box.

see a

1. I can _____ Sam.

2. I see _____ man.



Directions: Write a sentence using each word.

3.

am

4.

can