

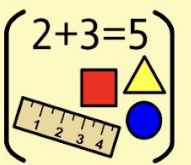
Week of
November 13
- 17, 2023



Reading




Writing




Math



Social Studies




Science



Religion



Specialist




Monday

Module 3 Week 1 Lesson 1
I can identify rhyming words and the medial vowel sound in one-syllable words. I can identify and match the short vowel sound /i/ with the letter i. I can read and spell the high frequency word an.
Start Right Reader: Mac the Cat
Letter Ii
Know It, Show It Pg. 74
Read + Spell: an
Know It, Show It Pg. 75

Module 3 Week 1 Lesson 1
I can identify the characteristics of informational texts. I can identify the central idea and topic of an informational text.
Topic Words: community, location, neighbor
Informational Texts
Ii
Handwriting Pg. 43 - 44

Chapter 3: Numbers Beyond 10
I can self assess if I have the foundational skills in place in order to successfully learn the new skills and concepts in this chapter.
Chapter 3: Am I Ready? Pre-Test
MyMath Pg. 171 - 172 + My Vocabulary Cards

Push, Pull, Go Lesson 5 - Push, Pull, Invent
I can design a solution using force and motion.
Investigation 5A: My Invention




PE

Unit 3: God Gives Us Loving People
I can appreciate that God gives us friends. I can realize that God wants friends to care for another. I can appreciate that God has given them teachers as friends. I can make friends and cooperate with each other. I can celebrate the love I share with friends.
Chapter 8: God Gives Us Friends
"This I command you: love one another." John 15:17
Pg. 52 - 55



Technology



Tuesday

Module 3 Week 1 Lesson 2
I can identify rhyming words. I can blend spoken phonemes to words. I can blend letter sounds together to decode words with short i. I can read and spell the high frequency word has.
Word Work: Short i and Long i
Read + Spell: has
Know It, Show It Pg. 76
Identify Rhymes
Know It, Show It Pg. 78

Module 3 Week 1 Lesson 2
I can pronounce and use the academic words earn, safe, and together. I can summarize sections of an informational text.
Academic Words: earn, safe, together
Central Idea and Details
Key Details
myBook Pg. 28

Chapter 3: Numbers Beyond 10
I can name, recognize, count, and write the numerals 11 and 12 using concrete objects and illustrations.
Chapter 3: Lesson 1 - Numbers 11 and 12
MyMath Pg. Pg. 179 - 182


Chapter 2: Our World
I can explain the purpose of a map and how to use it. I can describe the school workers who help children.
Lesson 1: What Can We Find at Our School?
Inquiry Journal Pg. 44 - 45
Research Companion Pg. 50 - 55

Chapter 3: Numbers Beyond 10
I can name, recognize, count, and write the numerals 13 and 14 using concrete objects and illustrations.
Chapter 3: Lesson 2 - Numbers 13 and 14
MyMath Pg. 185 - 188

Chapter 3: Numbers Beyond 10
I can name, recognize, count, and write the numerals 15 using concrete objects and illustrations.
Chapter 3: Lesson 3 - Number 15
MyMath Pg. 191 - 194



Community Membership



Wednesday

Module 3 Week 1 Lesson 3
I can produce rhyming words. I can blend and decode regularly spelled one syllable words with short i and other vowels. I can read and spell the high frequency word it.
Word Work: Short i and Short a
Phonics: Build Words with Short i
Read + Spell: it
Know It, Show It Pg. 79

Module 3 Week 1 Lesson 3
I can identify supporting details in an informational text. I can recognize that words that name things are nouns. I can capitalize proper nouns.
Nouns for Things
What's That?
Writer's Notebook Pg. 34

Module 3 Week 1 Lesson 4
I can produce rhyming words. I can build and change one syllable words with short i.
Rainbow Sight Words
Sort Words with Short Vowels
Know It, Show It Pg. 79


Module 3 Week 1 Lesson 4
I can identify key details in a text. I can recognize that words that name places are nouns. I can capitalize proper nouns.
Nouns for Places
Where Am I?
Writer's Notebook Pg. 35

Module 3 Week 1 Lesson 5
I can identify rhyming words. I can produce rhyming words. I can spell words with short i. I can read words with short i and high frequency words in context.
Start Right Reader: Sid
Spell Words with Short i
Module 3 Week 1 Assessment

Module 3 Week 1 Lesson 5
I can recognize and use text features to learn information. I can identify the topic and central idea in an informational text. I can use topic words to discuss examples.
Text Features
Big Idea Words
myBook Pg. 30



Music




Thursday

Module 3 Week 1 Lesson 5
I can identify rhyming words. I can produce rhyming words. I can spell words with short i. I can read words with short i and high frequency words in context.
Start Right Reader: Sid
Spell Words with Short i
Module 3 Week 1 Assessment

Chapter 3: Numbers Beyond 10
I can name, recognize, count, and write the numerals 16 and 17 using concrete objects and illustrations.
Chapter 3: Lesson 2 - Numbers 16 and 17
MyMath Pg. 197 - 200

Chapter 2: Our World
I can summarize ways children get to school. I can draw a map of our classroom.
Lesson 1: What Can We Find at Our School?
Inquiry Journal Pg. 42 - 43
Research Companion Pg. 56 - 57
5th Grade and K Buddies Thanksgiving Cards


Push, Pull, Go Lesson 5 - Push, Pull, Invent
I can self assess my understanding of the concepts of force and motion.
Investigation 5B: Force and Motion
Push, Pull, Go Unit Assessment



PE

Chapter 3: Numbers Beyond 10
I can name, recognize, count, and write the numerals 16 and 17 using concrete objects and illustrations.
Chapter 3: Lesson 2 - Numbers 16 and 17
MyMath Pg. 197 - 200

Chapter 3: Numbers Beyond 10
I can name, recognize, count, and write the numerals 16 and 17 using concrete objects and illustrations.
Chapter 3: Lesson 2 - Numbers 16 and 17
MyMath Pg. 197 - 200



Friday

Module 3 Week 1 Lesson 5
I can identify rhyming words. I can produce rhyming words. I can spell words with short i. I can read words with short i and high frequency words in context.
Start Right Reader: Sid
Spell Words with Short i
Module 3 Week 1 Assessment

Chapter 3: Numbers Beyond 10
I can name, recognize, count, and write the numerals 16 and 17 using concrete objects and illustrations.
Chapter 3: Lesson 2 - Numbers 16 and 17
MyMath Pg. 197 - 200

Chapter 2: Our World
I can summarize ways children get to school. I can draw a map of our classroom.
Lesson 1: What Can We Find at Our School?
Inquiry Journal Pg. 42 - 43
Research Companion Pg. 56 - 57
5th Grade and K Buddies Thanksgiving Cards

Push, Pull, Go Lesson 5 - Push, Pull, Invent
I can self assess my understanding of the concepts of force and motion.
Investigation 5B: Force and Motion
Push, Pull, Go Unit Assessment



PE

Chapter 3: Numbers Beyond 10
I can name, recognize, count, and write the numerals 16 and 17 using concrete objects and illustrations.
Chapter 3: Lesson 2 - Numbers 16 and 17
MyMath Pg. 197 - 200

Chapter 3: Numbers Beyond 10
I can name, recognize, count, and write the numerals 16 and 17 using concrete objects and illustrations.
Chapter 3: Lesson 2 - Numbers 16 and 17
MyMath Pg. 197 - 200