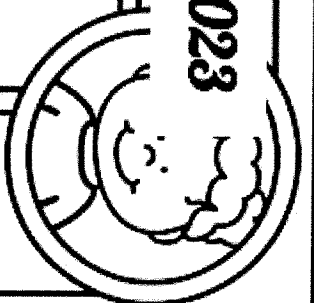
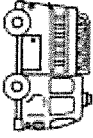


# Kindergarten Learning Menu: Week of October 30 - November 3, 2023



## Writing

Let's draw and label! Draw a picture of a fire truck. Then label all the items in your picture. Write down all the sounds that you hear.



Let's draw and label! Draw a picture of your face. Then label all the items in your picture. Write down all the sounds that you hear.



## Math

Let's practice the number 10! Complete Lesson 5 Homework Practice.



Let's read and write numbers 9 and 10! Complete Lesson 6 Homework Practice.



## Phonics

Let's race! Play the Sight Word Racecard. Go around and read as many letters as you can in 30 seconds. Review any letters missed. Record the number of words you read for 3 timings.



Let's rhyme! Think of as many words as you can that rhyme with the word "sit."



## Science

Let's compare! Think about the 4 seasons. Draw a person for each season. What kind of clothes would they need to wear? Label the seasons.



Let's list! Think about what a plant needs to survive. Illustrate their needs.



## Vocabulary

Let's think! What is your least favorite food to eat? Draw a picture and label it. Write down all the sounds that you hear.



Let's list! Name as many items as you can that are pink! Draw a picture of these items.



## Movement

Let's stomp like an elephant! March in place, lifting your knees as high as you can. Then, stomp your feet as hard as you can!



Let's cross hatch march! March in place. Bring your knees as high as you can across your body. Touch your elbow to the opposite knee.

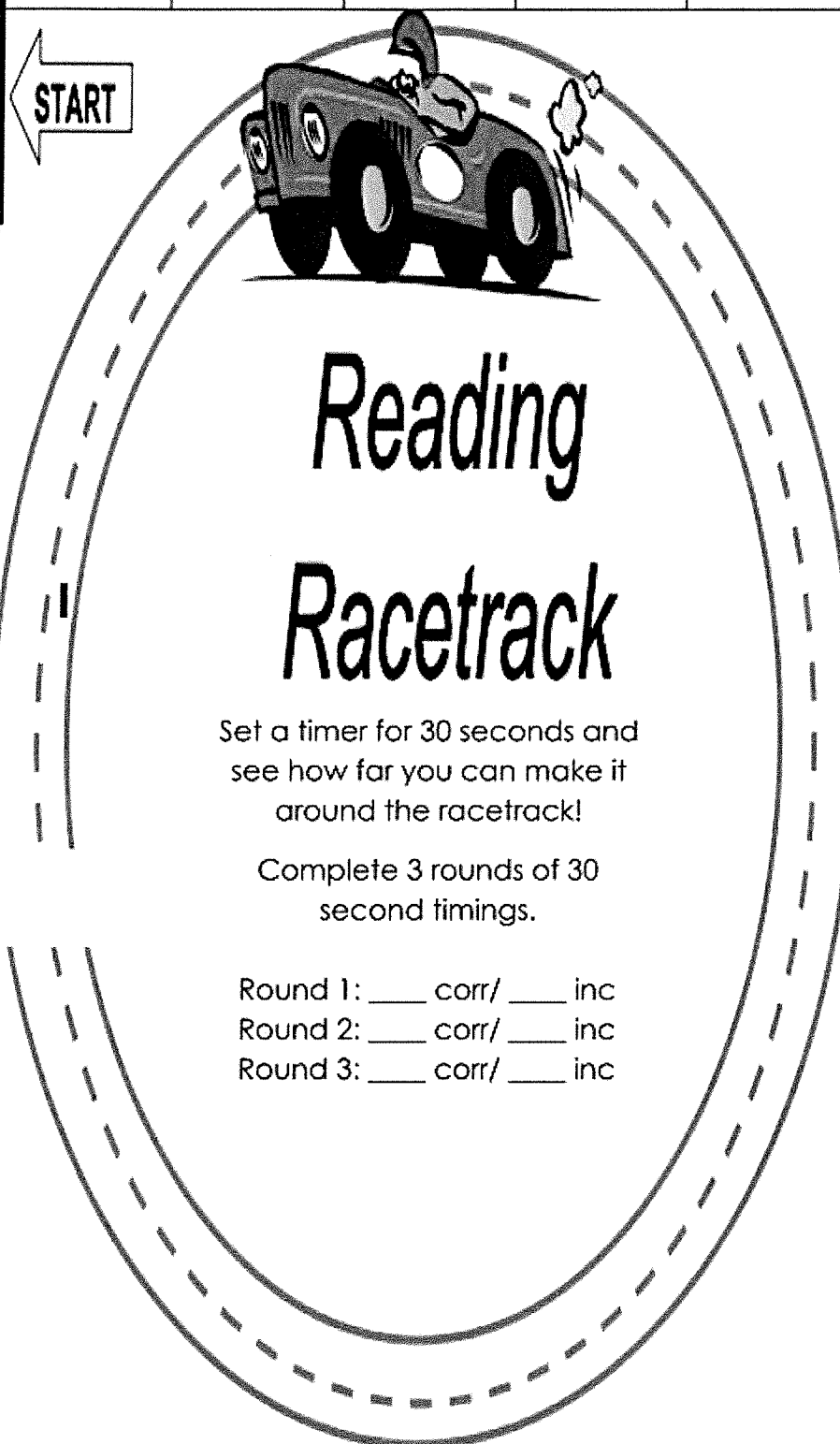


**Instructions:** Choose a task from each box daily Wednesday through Thursday. After the task is completed, check it off with a color dot.

Student Name: \_\_\_\_\_





26 man	27 no	28 is	25 man	24 man	23 is	22 no
1 is						21 man
2 no						20 no
3 is						19 is
4 man						18 is
5 is						17 man
6 no						16 is
7 man						15 no
8 is	9 man	10 is	11 no	12 no	13 man	14 is



Name .....

Lesson 5

Number 10

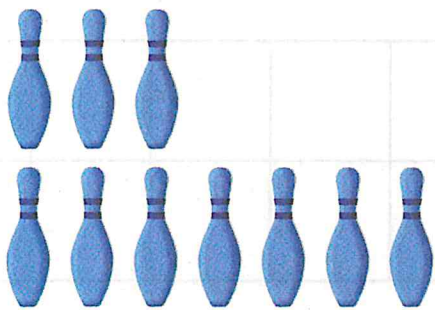
# My Homework

## Homework Helper




Need help? [connectED.mcgraw-hill.com](http://connectED.mcgraw-hill.com)

1




2





3







**Directions:** 1–3. Count the objects. Say how many. Use pennies to show how many. Color one box for each object counted.


4




5




6






**Directions:** 4–6. Count the objects. Say how many. Use pennies to show how many. Color one box for each object counted.

**Math at Home** Help your child place one piece of tape on each of his or her fingers. Have your child count the number of tape pieces and say how many.



Name .....

Lesson 6

Read and Write  
9 and 10


# My Homework

## Homework Helper



Need help? [connectED.mcgraw-hill.com](http://connectED.mcgraw-hill.com)

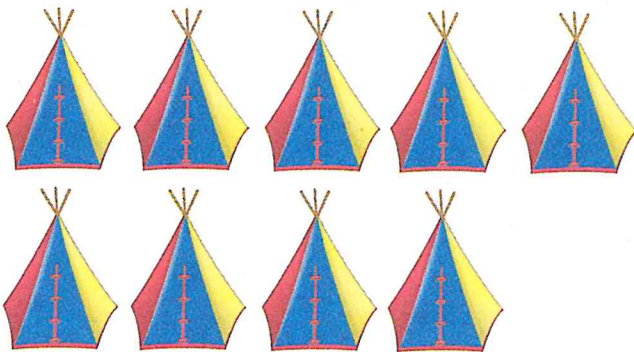
1



2




3



Directions: 1–3. Count the objects. Say how many. Trace the number. Write the number two times.

4



## Vocabulary Check



5

nine 9

6

ten 10



**Directions:** 4. Count the objects. Say how many. Trace the number. Write the number two times. 5–6. Say the word. Draw objects to show how many.

**Math at Home** Use a book with numbered pages. Ask your child to count the pages to page nine and write nine. Repeat with pages to 10 and write 10.