

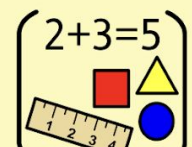
Week of
 October 30 -
 November 3,
 2023



Reading




Writing




Math



**Social
 Studies**



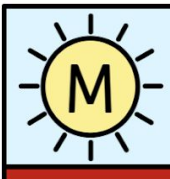
Science



Religion



Specialist




Monday

Module 2 Week 3 Lesson 11
 I can identify rhyming words. I can identify the initial sound in one syllable words. I can identify and match the consonant sound /m/ with the letter n. I can read and spell is.
 Start Right Reader: Tad
 Letter Nn
 Know It, Show It Pg. 60
 Read + Spell: is
 Know It, Show It Pg. 62

Module 2 Week 3 Lesson 11
 I can add details to a setting for a narrative. I can practice writing N and n. I can use these letters in words.
 Set the Scene
 Writer's Notebook Pg. 25
 Nn
 Handwriting Pg. 85 - 86


Chapter 2: Numbers to 10
 I can read and write the numbers 9 and 10. I can draw a group of objects to show how many. I can count a group of objects and write how many.
 Chapter 2: Check My Progress My Math Pg. 143 - 144




**Halloween
 Craft**



PE



Technology



Tuesday

Module 2 Week 3 Lesson 12
 I can identify rhyming words. I can identify the initial sound in one syllable words. I can identify and match the consonant sound /d/ with the letter t. I can read and spell man.
 Word Work: n and d
 Letter Dd
 Know It, Show It Pg. 61
 Read + Spell: man
 Know It, Show It Pg. 63

Module 2 Week 3 Lesson 12
 I can identify adjectives for color. I can practice writing D and d. I can use these letters in words.
 Color It In
 Writer's Notebook Pg. 26
 Dd
 Handwriting Pg. 53 - 54


Chapter 2: Numbers to 10
 I can use "one more" to identify a number that is one larger using numbers to 10.
 Read Aloud: I Hunter
 Lesson 9 - One More with Numbers to 10
 MyMath Pg. 145 - 148




**Halloween
 Party**



**All Saints
 Day Mass**



**Community
 Membership**



Wednesday

Module 2 Week 3 Lesson 13
 I can produce rhyming words. I can blend and decode words with consonants n and d. I can read and spell no.
 Phonics: Blending Letter Sounds with n and d
 Read + Spell: no
 Know It, Show It Pg. 64

Module 2 Week 3 Lesson 13
 I can draw a character for a narrative. I can add and label character details.
 Who's There?
 Writer's Notebook Pg. 27
 I can discuss the roles of the author and illustrator in a story. I can identify the characters, setting, and main events in a story.
 Read Aloud: Naked Mole Rat Gets Dressed




**Saints
 Museum**



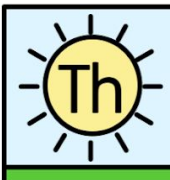
**November
 Calendar**



**November
 Craft**



Music



Thursday


Module 2 Week 3 Lesson 14
 I can produce rhyming words. I can build words with consonants n and d. I can read and spell words is, man, and no.
 Phonics: Consonants n and d
 Make Rhymes
 Know It, Show It Pg. 66

Module 2 Week 3 Lesson 14
 I can identify adjectives for size.
 So Big, So Small
 Writer's Notebook Pg. 28
 I can identify the problem and solution in a story.
 Plot: Problem and Solution
 myBook Pg. 22


Chapter 2: Numbers to 10
 I can use ordinal numbers to fifth to describe the position of an object.
 Read Aloud: Henry the Fourth
 Lesson 10 - Ordinal Numbers to Fifth
 MyMath Pg. 151 - 154




**November
 Calendar**



**November
 Craft**



Music



Friday


Module 2 Week 3 Lesson 15
 I can identify rhyming words. I can produce rhyming words. I can identify and match the common sounds that letters represent. I can read words with n and d and high frequency words in context.
 Phonics: Spell Words with n and d
 Start Right Reader: Go, Tad
 Consonants n and d
 Know It, Show It Pg. 65

Module 2 Week 3 Lesson 15
 I can identify and describe feelings. I can discuss adjectives for feelings.
 Mad, Sad, Glad
 Writer's Notebook Pg. 28
 I can answer questions and make connections using text evidence. I can identify synonyms.
 Read Aloud: Pete the Cat - Too Cool for School
 Synonyms and Antonyms
 My Book Pg. 24


Chapter 2: Numbers to 10
 I can use ordinal numbers to tenth to describe the position of an object.
 Read Aloud: Henry the Fourth
 Lesson 10 - Ordinal Numbers to Tenth
 MyMath Pg. 157 - 160



**November
 Craft**



PE



Technology



Specialist