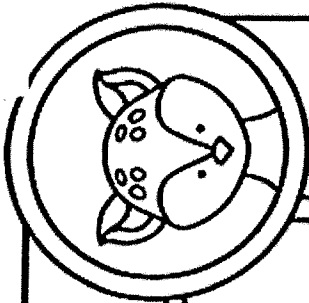





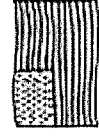

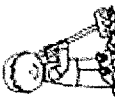






# Kindergarten Learning Menu: December 11 - 15, 2023



<h2>Writing</h2>		<h2>Math</h2>		<h2>Phonics</h2>			
<p>Let's show how to! Show the steps you need to follow to grow a flower. Illustrate each step. Try to write words or a sentence to match each picture.</p> 	<p>Let's show how to! Show the steps you need to follow to brush your teeth. Illustrate each step. Try to write words or a sentence to match each picture.</p> 	<p>Let's count! Squat down and slowly rise as you count forward from 0-15. Then, slowly squat down as you count backwards from 15-0.</p> 	<p>Let's search! Can you find triangles around your house, yard, and/or neighborhood?</p> 	<p>Let's practice reading high frequency words! Complete Phonics Lesson 8 Pgs. 103 - 104.</p>	<p>Let's practice writing words! Complete Phonics Lesson 8 Pgs. 108 - 109.</p>		
<p>Let's read a story and practice handwriting! Complete Phonics Lesson 8 Pgs. 105 - 107.</p>	<p>Let's practice sounding out words! Complete Phonics Lesson 8 Pgs. 110 - 112.</p>	<h2>Social Studies</h2>		<h2>Vocabulary</h2>		<h2>Movement</h2>	
<p>Let's research! Who invented peanut butter? Illustrate as many peanut butter items as you can think of. Which is your favorite?</p> 	<p>Let's discuss! What is the job of the president? Why is that job important to America?</p> 	<p>Let's race! Play the Sight Word Racecard. Go around and read as many letters as you can in 30 seconds. Review any letters missed. Record the number of words you read for 3 timings.</p>	<p>Let's think about farmers! Illustrate as many farming supplies as you can think of. Try to write the word beside them. Circle your favorite ones.</p> 	<p>Let's rake! Pretend that you are holding a rake and rake up imaginary leaves.</p> 	<p>Let's grow like a corn stalk! Squat low to the ground. Very slowly rise while branching out your arms and fingers like ears of corn.</p> 	<p>Let's kangaroo leap! Squat down low and give powerful jumps around the room.</p> 	<p>Let's drop like acorns! Jump up high and drop down to the ground like acorns falling from trees.</p> 


Instructions: Choose a task from each box daily Monday through Thursday. After the task is completed, check it off with a color dot.

Student Name: \_\_\_\_\_



28	27	26	25	24	23	22
me	with	sits	me	with	sits	sits

1  
me



21  
me

2  
sits

20  
with

3  
with

19  
sits

4  
she

18  
me

# Reading Racetrack

Set a timer for 30 seconds and see how far you can make it around the racetrack!

Complete 3 rounds of 30 second timings.

Round 1: \_\_\_ corr/ \_\_\_ inc  
 Round 2: \_\_\_ corr/ \_\_\_ inc  
 Round 3: \_\_\_ corr/ \_\_\_ inc

5  
me

17  
with

6  
sits

16  
me

7  
me

15  
with

8	9	10	11	12	13	14
with	me	sits	with	with	me	sits

# Hundred Chart

1	2	3	4	5	6	7	8	9	10
11	12	13	14	15	16	17	18	19	20
21	22	23	24	25	26	27	28	29	30
31	32	33	34	35	36	37	38	39	40
41	42	43	44	45	46	47	48	49	50
51	52	53	54	55	56	57	58	59	60
61	62	63	64	65	66	67	68	69	70
71	72	73	74	75	76	77	78	79	80
81	82	83	84	85	86	87	88	89	90
91	92	93	94	95	96	97	98	99	100

1's to 100 (Visual):

1's to 100 (Auditory)

Skip Count to 10 (Visual)

10 (Auditory)




## Learn and Blend

**Directions:** Listen and join in.

C...C...C...

The cook cuts the cake.



C c

## Blend It

**Directions:** Chorally say the sounds and read the words.

### INTRODUCE

- |         |      |      |      |
|---------|------|------|------|
| 1. c    | a    | i    | n    |
| 2. cat  | sat  | cap  | tap  |
| 3. sick | pick | sack | pack |

### REVIEW

- |        |     |     |     |
|--------|-----|-----|-----|
| 4. sit | sat | man | map |
|--------|-----|-----|-----|

### CHALLENGE

- |         |         |      |         |
|---------|---------|------|---------|
| 5. pick | picking | pack | packing |
|---------|---------|------|---------|

### IN CONTEXT

- I can sit.
- I like the cat.

## Daily Practice

**Directions:** Do one activity each day. Then check the box.

- Build Fluency** Read the words each day by yourself and to a partner.
- Mark It** Circle all the words with **c**.
- Spell It** Have a partner say each word. Write the word. Check your answer.
- Write About It** Use the words to create a story. Draw a box around words from the list that you used.

## Read-Spell-Write

**Directions:** Write each word two times. Say each letter as you write it.

1. my

2. good

## Use in Context

**Directions:** Complete each sentence with a word from above.  
Read the finished sentences to a partner.

1. I like \_\_\_\_\_ cat.

2. The cat is \_\_\_\_\_.

Name \_\_\_\_\_

# Good Cat



My cat is little.

My cat is black.

1

Fold



Fold

My cat is gray.

My cat is good.

4



My cat is big.  
My cat is white.

2



My cat is brown.  
My cat is hungry!

3



## Trace and Write

**Directions:** Trace and write the letters C and c. These letters stand for /k/. Say the sound each time you write the letter.



**Directions:** Say the name of the picture. Write Cc on the line if the picture name begins with /k/.



1. \_\_\_\_\_




2. \_\_\_\_\_



3. \_\_\_\_\_



4. \_\_\_\_\_



5. \_\_\_\_\_



6. \_\_\_\_\_

## Think and Write

**Directions:** Listen to each picture name. Write the first letter of the picture name on the line.

1.



\_\_\_\_\_

-----

\_\_\_\_\_

2.



\_\_\_\_\_

-----

\_\_\_\_\_

**Directions:** Listen to each picture name. Write the letter for each sound in a separate box.

3.



--	--	--

4.



--	--	--

## Listen and Spell

**Directions:** Write each word and sentence that you hear.

1.

\_\_\_\_\_

-----

\_\_\_\_\_

2.

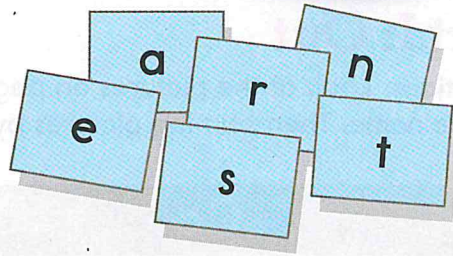
\_\_\_\_\_

-----

\_\_\_\_\_

## Trace, Write, and Build

**Directions:** Trace and write each word. Then build each word with letter cards.



TRACE	WRITE
my	
good	
sick	
cat	
pick	



## Sort It Out

**Directions:** Look at the pictures on page 389. Say each picture name. Then sort the pictures by beginning sound.

Cc

Pp

What words do you know with these sounds?

---

---

---

---

---







---

---

---

## Read and Write

**Directions:** Say the picture name. Circle the first letter of the picture name. Write the letter on the line.

<p>c p s</p>  <p>1. _____</p>	<p>c p s</p>  <p>2. _____</p>
<p>c p s</p>  <p>3. _____</p>	<p>c p s</p>  <p>4. _____</p>
<p>c p s</p>  <p>5. _____</p>	<p>c p s</p>  <p>6. _____</p>

## Build Fluency

Directions: Complete each sentence with a word from the box.

is      good

1. My cat \_\_\_\_\_ big.

2. It is a \_\_\_\_\_ cat.

Directions: Write a sentence using each word.

3.

sick

4.

cap