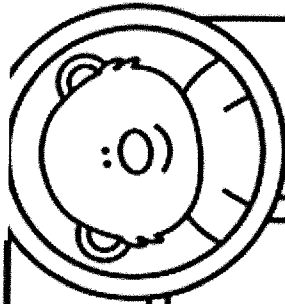


Kindergarten Learning Menu: February 12 - 16, 2024



Writing

Let's write a sentence! Write a sentence about a penguin. Did you start with a capital letter? Did you use spaces? Is there punctuation at the end?



Let's write a sentence! Write a sentence about a walrus. Did you start with a capital letter? Did you use spaces? Is there punctuation at the end?



Math

Let's work on subtraction stories! Complete Chapter 6 Lesson 1 Homework Practice.

Let's use objects to subtract! Complete Chapter 6 Lesson 2 Homework Practice.

Phonics

Let's clap! Clap the syllables in each word.

apple potato harmonica mice

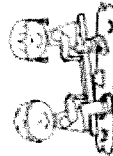


Let's rhyme! Think of as many words as you can that rhyme with the word "hit." Try to write the words.



Science

Let's search! Look around your home or look outside with an adult. Find an example of a lever.



Let's think about it! What does the sun do? Why is the sun important for living things?



Vocabulary

Let's race! Play the Sight Word Race track. Go around and read as many words as you can in 30 seconds. Review any words missed. Record the number of words you read for 3 timings.

Let's think about mail carriers! Illustrate as many postal supplies as you can think of. Try to write the word beside them. Circle your favorite ones.

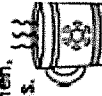


Movement

Let's skill! Pretend that you are holding two ski poles. Move both of your arms to one side and twist your knees to the other. Continue to switch back and forth.




Let's make hot chocolate! Pretend you are stirring a giant pot of hot chocolate. Use both hands to stir. Then, switch directions.



Instructions: Choose a task from each box daily Wednesday through Wednesday. After the task is completed, check it off with a color dot.

Student Name: _____



28	27	26	25	24	23	22
they	too	yes	they	yes	help	too
1	<p>Reading Racetrack</p> <p>Set a timer for 30 seconds and see how far you can make it around the racetrack!</p> <p>Complete 3 rounds of 30 second timings.</p> <p>Round 1: ___ corr/ ___ inc Round 2: ___ corr/ ___ inc Round 3: ___ corr/ ___ inc</p>					21
2						they
3						yes
4						too
5						help
6						help
7						too
8	9	10	11	12	13	14
they	help	too	yes	they	help	too

Name

Lesson 1



Subtraction Stories

My Homework

Homework Helper




Need help? connectED.mcgraw-hill.com



Directions: Use pennies to model each subtraction story. Trace the pennies. 1. Three people are in the park. Two leave. Draw an X on two people. How many people are left? 2. There are six balls. Four roll away. Draw an X on four balls. How many balls are left?

3



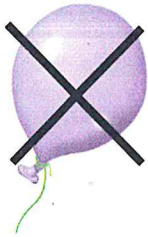
Vocabulary Check



4

take away

are left





Directions: 3. Use pennies to model the subtraction story. Trace the pennies. Four people are on the trail. Three people walk away. Draw an X on three people. How many people are left? 4. I have six balloons. Three of the balloons blow away. How many balloons are left? Write the number.

Math at Home Tell your child a subtraction story. Have your child use pennies to model the story. Ask them to tell you how many are left.

Name

Lesson 2

Use Objects to Subtract

My Homework

Homework Helper



Need help? connectED.mcgraw-hill.com

1

2 are left

2

4 are left



Directions: Use pennies to model subtraction. 1. Three children are on the balance beam. One child went to another activity. How many children are left? 2. Eight children are playing kickball. Four children go home. How many children are left?


3



Vocabulary Check



4 subtract





Directions: Use pennies to model subtraction. **3.** Five children are riding their bikes. Three children stopped riding. How many children are left riding bikes? **4.** There are four skateboards. One skateboard rolls away. Draw an X on one skateboard. Tell how many are left. Write the number.

Math at Home Have your child tell you a short subtraction story and use buttons or dry cereal to model the story.

Name _____

Each day during Lent do something to share God's love. Then color one of the happy faces.

